



U-Multirank

Sneak preview

the U-Multirank tool

Frans Kaiser

Gero Federkeil



U-Multirank

General logic

User-driven

- Web-based
- Interactive
- Different pathways



U-Multirank

General logic

Combining U-Multirank with U-Map

- Identify 'matching' institutions
- Based on user's preferences
- Subset of institutions as starting point for ranking

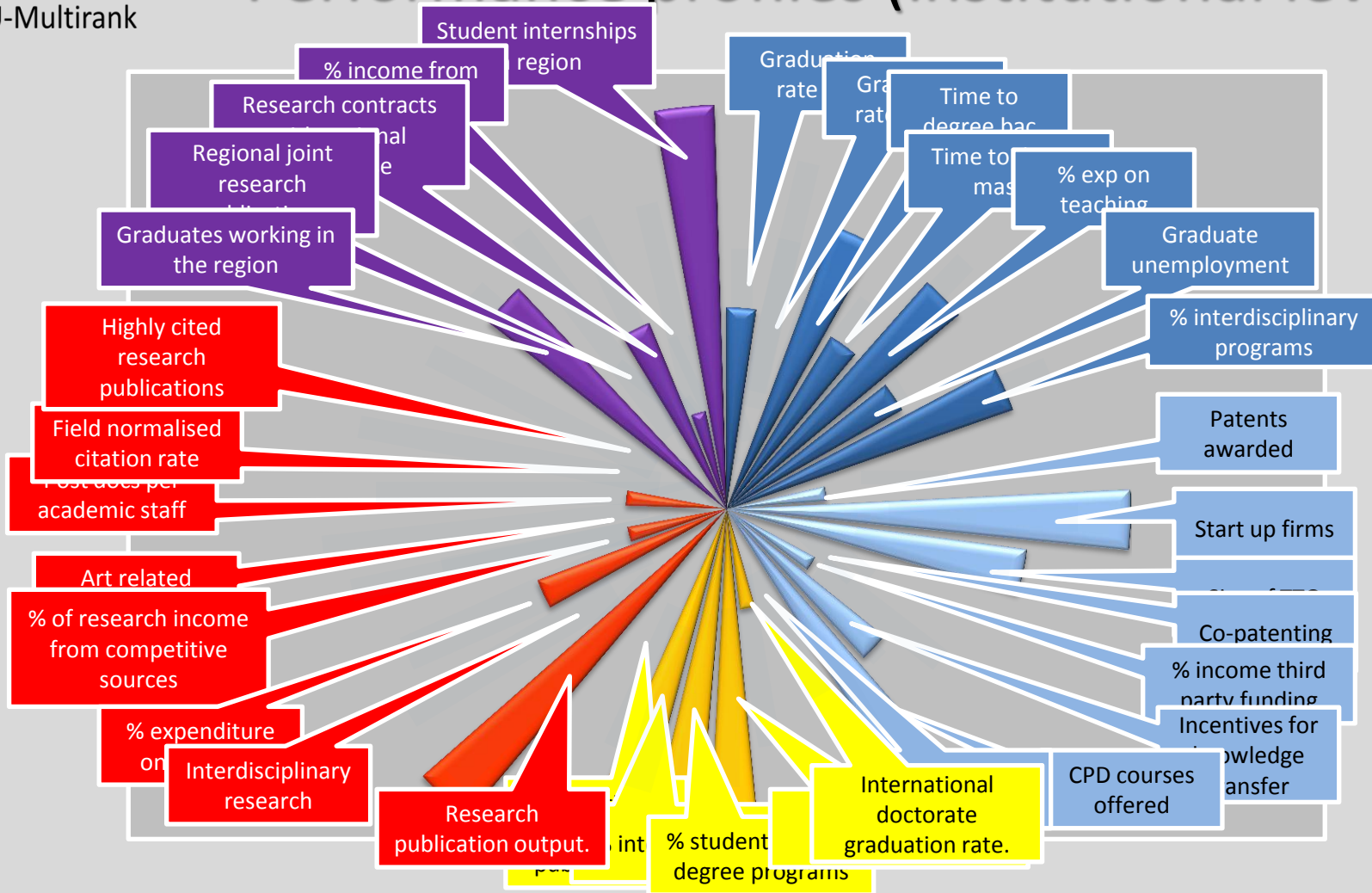


U-Multirank

Presentation modes

- Performance profiles
- Ranking tables

Performance profiles (institutional level)



Default ranking (field based)

code of institution	Teaching & Learning			Research			Knowledge transfer			international orientation			Regional engagement		
	student staff ratio	graduation rate	qualification of academic staff	research publication output	external research income	citation index	% income third party funding	CPD courses offered	startup firms	international academic staff	% international students	joint international publ.	graduates working in the region	student internships in local enterprise	regional co-publication
4	●	-	-	●	●	●	●	●	●	●	●	●	●	●	●
98	●	●	●	●	●	●	-	●	●	●	●	●	●	●	●
111	●	●	●	●	●	●	●	●	●	●	●	●	●	-	●
148	●	●	●	●	●	●	●	●	●	●	●	●	●	●	●
152	●	●	●	●	-	●	●	●	●	●	●	●	●	●	●
196	●	●	●	●	●	●	●	●	●	●	●	●	●	●	-
222	●	●	●	●	-	●	●	-	●	-	●	●	●	●	●
293	●	●	●	●	-	●	●	●	●	●	-	●	●	●	●



Default ranking (field based)

Sorted by indicator #1

code of institution	Teaching & Learning			Research			Knowledge transfer			international orientation			Regional engagement		
	student staff ratio	graduation rate	qualification of academic staff	research publication output	external research income	citation index	% income third party funding	CPD courses offered	startup firms	international academic staff	% international students	joint international publ.	graduates working in the region	student internships in local enterprise	regional co-publication
148	●	●	●	●	●	●	●	●	●	●	●	●	●	●	●
293	●	●	●	●	-	●	●	●	●	●	●	-	●	●	●
196	●	●	●	●	●	●	●	●	●	●	●	●	●	●	-
111	●	●	●	●	●	●	●	●	●	●	●	●	●	-	●
222	●	●	●	●	-	●	●	-	●	-	●	●	●	●	●
4	●	-	-	●	●	●	●	●	●	●	●	●	●	●	●
98	●	●	●	●	●	●	-	●	●	●	●	●	●	●	●
152	●	●	●	●	-	●	●	●	●	●	●	●	●	●	●





U-Multirank

Presentation modes

Personalise your ranking !



Teaching & learning

- student staff ratio*
- graduation rate*
- investments in laboratories*
- qualification of academic staff*
- rel. graduate unemployment rate*
- interdisciplinarity of programs*
- inclusion of employability issues*
- inclusion of work experience in program*
- computer facilities: internet access*
- student gender balance*

Teaching & learning; *student satisfaction*

- overall judgement of program*
- evaluation of teaching*
- facilities (libraries)*
- facilities (IT)*
- organisation of program*
- research orientation of ed. program*
- inclusion of work experience*
- quality of courses*
- social climate*
- support by teachers*
- opportunities to stay abroad*

Research

- external research income*
- research publication output*
- doctorate productivity*
- field normalised citation rate*
- highly cited research publications*

Knowledge transfer

- ac. staff with non-HE experience*
- joint research contracts priv sector*
- university-industry joint publications*

International orientation

- incoming and outgoing exch students*
- international orientation of programs*
- international academic staff*
- international research grants*
- international joint research publ.*
- % international students*
- internat doctorate graduation rate*

Regional engagement

- graduates working in the region*
- degree theses with reg. enterprise*
- regional participation in continuing ed.*
- summer schools sec.ed.students*
- student internships in region*



U-Multirank

Choose the type of ranking
you are interested in.

Ranking of
institutions

Ranking of Business
studies programs

Ranking of Electrical
engineering programs





Selection of matching institutions (1)

Teaching & learning

Subjects covered

- specialised*
- comprehensive/broad*

Degree level focus

- doctorate/master*
- bachelor*

Orientation of degrees

- general formative*
- professional*

% Expenditure on teaching

- major/substantial*
- some/none*

Student profile

Mature students

- major/substantial*
- some/none*

Part time students

- major/substantial*
- some/none*

Distance education

- major/substantial*
- some/none*

Total enrolment

- very large/ large*
- medium sized/ small*

Research involvement

Academic publications

- major/ substantial*
- some/ none*

Professional publications

- major/ substantial*
- some/ none*

Other research products

- major/ substantial*
- some/ none*

Doctorate production

- major/ substantial*
- some/ none*

% Expenditure on research

- major/ substantial*
- some/ none*

Knowledge transfer

Start-up firms

- major/ substantial*
- some/ none*

Patent applications

- major/ substantial*
- some/ none*

Cultural activities

- major/ substantial*
- some/ none*

Income knowledge transfer

- major/ substantial*
- some/ none*





Selection of matching institutions (2)

International orientation

Exchange stud; incoming

- major/substantial*
- some/none*

Exchange stud; sent out

- major/substantial*
- some/none*

Foreign degree seeking stud

- major/substantial*
- some/none*

Non-national academic staff

- major/ substantial*
- some/ none*

Income from internat sources

- major/ substantial*
- some/ none*

Regional engagement

Graduates in the region

- major/substantial*
- some/none*

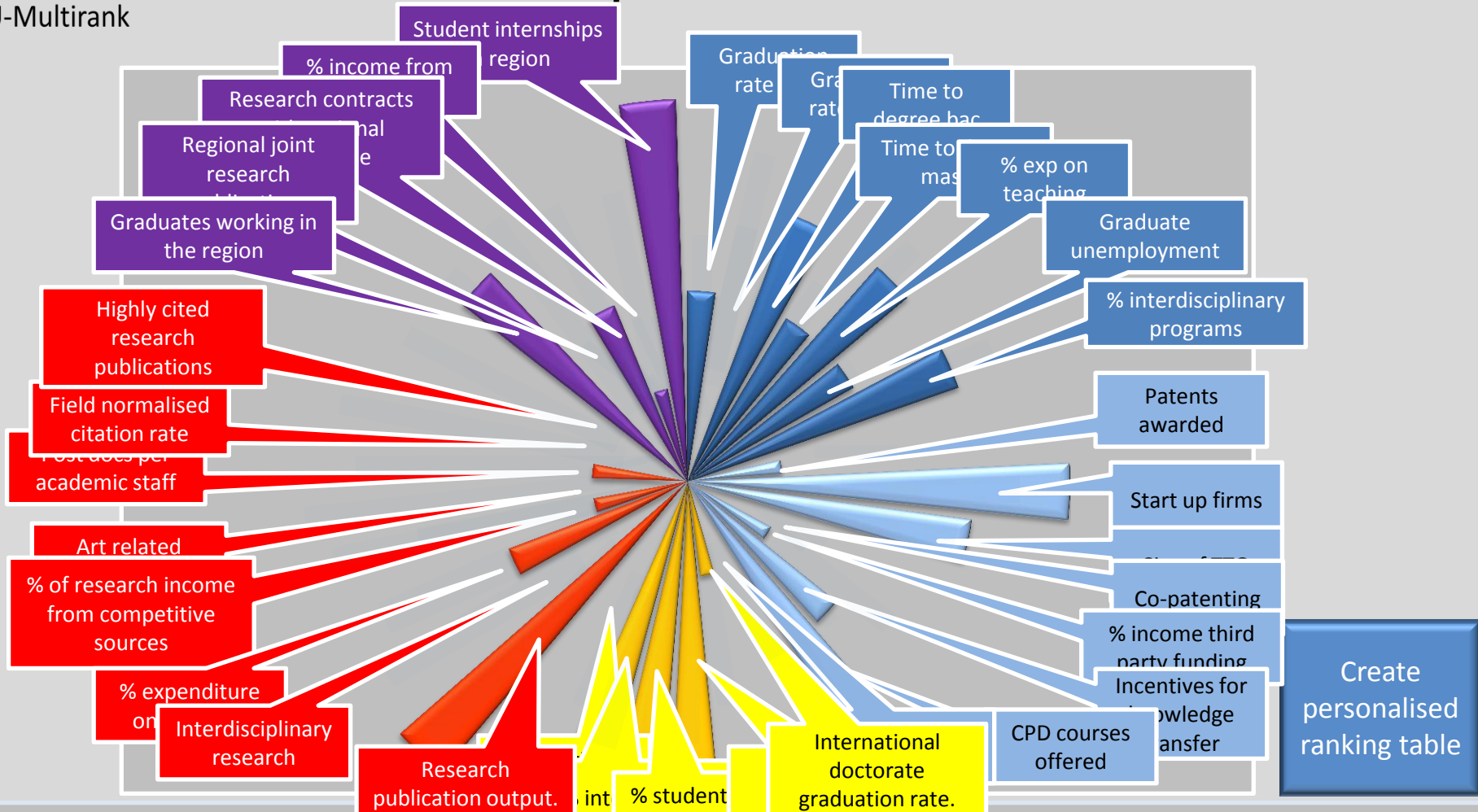
New entrants from region

- major/substantial*
- some/none*

Income from regional sources

- major/substantial*
- some/none*


Performance profiles



4




98



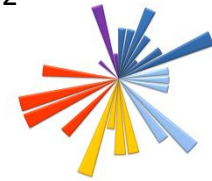
111



148



152



196



Personalise your ranking

Teaching & learning

- graduation rate; bachelor
- graduation rate; master
- time to degree; bachelor
- time to degree; master
- % expenditure on teaching
- graduate unemployment
- interdisciplinary programs

Research

- research publication output
- interdisciplinary research publ.
- % expenditure on research
- % income from comp. sources
- art related research output
- post docs
- field normalised citation rate
- highly cited publications

Knowledge transfer

- patents awarded
- start-up firms
- size of TTO
- co-patents
- % income third party funding
- incentives knowledge transfer
- CPD courses offered
- university-industry joint publ.

International orientation

- internat. doct. graduation rate
- programs in foreign language
- stud in joint degree programs
- % international academic staff
- internat. joint research publ.

Regional engagement

- graduates working in region
- regional joint research publ.
- research contracts reg. firms
- % income from reg. sources
- student internships in region

Show
personalised table




U-Multirank

Personalised institutional ranking

4



98



111



148



code of institution	% income third party funding	incentives for KT	CPD courses offered	Res contract with regional firms	% income from regional sources	Student internships in region
4	●	●	●	NA	●	NA
98	NA	●	●	●	●	●
111	●	●	NA	NA	●	●
148	●	●	●	●	●	●
152	NA	●	●	NA	●	●
196	●	●	●	●	●	●
222	NA	●	●	●	●	NA
293	●	●	●	●	●	●

sort





U-Multirank

Personalised institutional ranking

4



196



111



293



code of institution	% income third party funding	incentives for KT	CPD courses offered	Res contract with regional firms	% Income from regional sources	Student internships in region
4	●	●	●	NA	●	NA
196	●	●	●	●	●	●
111	●	●	NA	NA	●	●
293	●	●	●	●	●	●
148	●	●	●	●	●	●
152	NA	●	●	NA	●	●
98	NA	●	●	●	●	●
222	NA	●	●	●	●	NA

sort






U-Multirank

Personalised institutional ranking


4




152



293



98



222



code of institution	% income third party funding	incentives for KT	CPD courses offered	Res contract with regional firms	% income from regional sources	Student internships in region
4	●	●	●	NA	●	NA
152	NA	●	●	NA	●	●
293	●	●	●	●	●	●
98	NA	●	●	●	●	●
222	NA	●	●	●	●	NA
196	●	●	●	●	●	●
148	●	●	●	●	●	●
111	●	●	NA	NA	●	●

sort



Background information

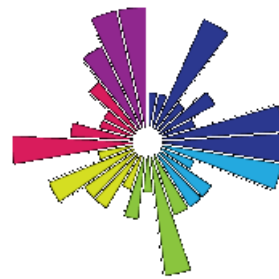
Name of institution: 293

Address


URL

Mission statement

U-Map profile



U-Multirank profile





Selection of matching institutions (1)

Teaching & learning

Subjects covered

- specialised*
- comprehensive/broad*

Degree level focus

- doctorate/master*
- bachelor*

Orientation of degrees

- general formative*
- professional*

% Expenditure on teaching

- major/substantial*
- some/none*

Student profile

Mature students

- major/substantial*
- some/none*

Part time students

- major/substantial*
- some/none*

Distance education

- major/substantial*
- some/none*

Total enrolment

- very large/ large*
- medium sized/ small*

Research involvement

Academic publications

- major/ substantial*
- some/ none*

Professional publications

- major/ substantial*
- some/ none*

Other research products

- major/ substantial*
- some/ none*

Doctorate production

- major/ substantial*
- some/ none*

% Expenditure on research

- major/ substantial*
- some/ none*

Knowledge transfer

Start-up firms

- major/ substantial*
- some/ none*

Patent applications

- major/ substantial*
- some/ none*

Cultural activities

- major/ substantial*
- some/ none*

Income knowledge transfer

- major/ substantial*
- some/ none*





Selection of matching institutions (2)

International orientation

Exchange stud; incoming

- major/substantial*
- some/none*

Exchange stud; sent out

- major/substantial*
- some/none*

Foreign degree seeking stud

- major/substantial*
- some/none*

Non-national academic staff

- major/ substantial*
- some/ none*

Income from internat sources

- major/ substantial*
- some/ none*

Regional engagement

Graduates in the region

- major/substantial*
- some/none*

New entrants from region

- major/substantial*
- some/none*

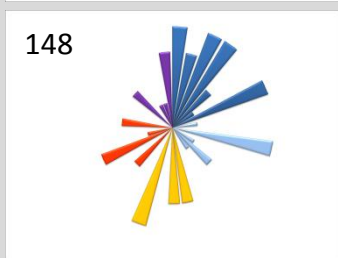



Income from regional sources

- major/substantial*
- some/none*



U-Multirank

Default business studies ranking




code of institution	Teaching & Learning			Research			Knowledge transfer			international orientation			Regional engagement		
	student staff ratio	graduation rate	qualification of academic staff	research publication output	external research income	citation index	% income third party funding	CPD courses offered	startup firms	international academic staff	% international students	joint international publ.	graduates working in the region	student internships in local enterprise	regional co-publication
4	●	-	-	●	●	●	●	●	●	●	●	●	●	●	●
98	●	●	●	●	●	●	-	●	●	●	●	●	●	●	●
111	●	●	●	●	●	●	●	●	●	●	●	●	●	-	●
148	●	●	●	●	●	●	●	●	●	●	●	●	●	●	●
152	●	●	●	●	-	●	●	●	●	●	●	●	●	●	●
196	●	●	●	●	●	●	●	●	●	●	●	●	●	●	-
222	●	●	●	●	-	●	●	-	●	-	●	●	●	●	●
293	●	●	●	●	-	●	●	●	●	●	-	-	●	●	●





U-Multirank

Default business studies ranking



code of institution	Teaching & Learning			Research			Knowledge transfer			international orientation			Regional engagement		
	student staff ratio	graduation rate	qualification of academic staff	research publication output	external research income	citation index	% income third party funding	CPD courses offered	startup firms	international academic staff	% international students	joint international publ.	graduates working in the region	student internships in local enterprise	regional co-publication
148	●	●	●	●	●	●	●	●	●	●	●	●	●	●	●
293	●	●	●	●	-	●	●	●	●	●	●	-	●	●	●
196	●	●	●	●	●	●	●	●	●	●	●	●	●	●	-
111	●	●	●	●	●	●	●	●	●	●	●	●	●	-	●
222	●	●	●	●	-	●	●	-	●	-	●	●	●	●	●
4	●	-	-	●	●	●	●	●	●	●	●	●	●	●	●
98	●	●	●	●	●	●	-	●	●	●	●	●	●	●	●
152	●	●	●	●	-	●	●	●	●	●	●	●	●	●	●







U-Multirank

Default business studies ranking

4




152



196



98



111



code of institution	Teaching & Learning		Research				Knowledge transfer		international orientation			Regional engagement			
	student staff ratio	graduation rate	qualification of academic staff	research publication output	external research income	citation index	% income third party funding	CPD courses offered	startup firms	international academic staff	% international students	joint international publ.	graduates working in the region	student internships in local enterprise	regional co-publication
4	●	-	-	●	●	●	●	●	●	●	●	●	●	●	●
152	●	●	●	●	-	●	●	●	●	●	●	●	●	●	●
196	●	●	●	●	●	●	●	●	●	●	●	●	●	●	-
98	●	●	●	●	●	●	-	●	●	●	●	●	●	●	●
111	●	●	●	●	●	●	●	●	●	●	●	●	●	-	●
222	●	●	●	●	-	●	●	-	●	-	●	●	●	●	●
148	●	●	●	●	●	●	●	●	●	●	●	●	●	●	●
293	●	●	●	●	-	●	●	●	●	●	-	●	●	●	●

personalise



Personalise your ranking

Teaching & learning

- student staff ratio*
- graduation rate*
- investments in laboratories*
- qualification of academic staff*
- rel. graduate unemployment rate*
- interdisciplinarity of programs*
- inclusion of employability issues*
- inclusion of work experience in program*
- computer facilities: internet access*
- student gender balance*

Teaching & learning; *student satisfaction*

- overall judgement of program*
- evaluation of teaching*
- facilities (libraries)*
- facilities (IT)*
- organisation of program*
- research orientation of ed. program*
- inclusion of work experience*
- quality of courses*
- social climate*
- support by teachers*
- opportunities to stay abroad*

Back to
default



U-Multirank

Personalise your ranking

Teaching & learning

- student staff ratio*
- graduation rate*
- investments in laboratories*
- qualification of academic staff*
- rel. graduate unemployment rate*
- interdisciplinarity of programs*
- inclusion of employability issues*
- inclusion of work experience in program*
- computer facilities: internet access*
- student gender balance*

Teaching & learning; *student satisfaction*

- overall judgement of program*
- evaluation of teaching*
- facilities (libraries)*
- facilities (IT)*
- organisation of program*
- research orientation of ed. program*
- inclusion of work experience*
- quality of courses*
- social climate*
- support by teachers*
- opportunities to stay abroad*

Research

- external research income*
- research publication output*
- doctorate productivity*
- field normalised citation rate*
- highly cited research publications*

Knowledge transfer

- ac. staff with non-HE experience*
- joint research contracts priv sector*
- university-industry joint publications*

International orientation

- incoming and outgoing exch students*
- international orientation of programs*
- international academic staff*
- international research grants*
- international joint research publ.*
- % international students*
- internat doctorate graduation rate*

Regional engagement

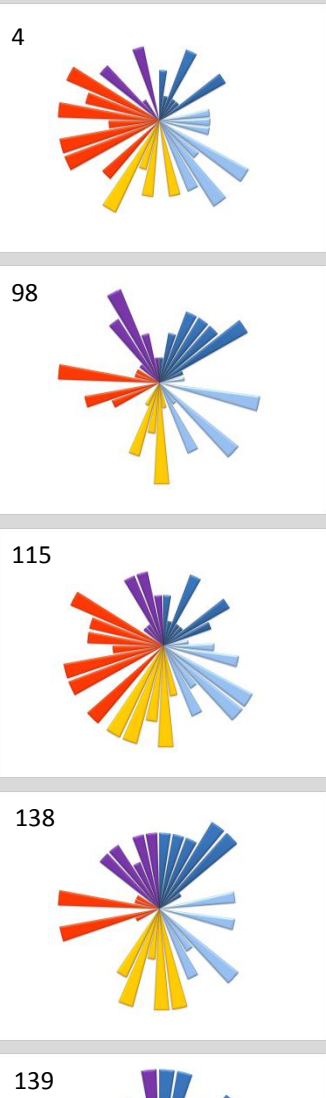
- graduates working in the region*
- degree theses with reg. enterprise*
- regional participation in continuing ed.*
- summer schools sec.ed.students*
- student internships in region*

Show
personalised
table




U-Multirank

Your personalised ranking



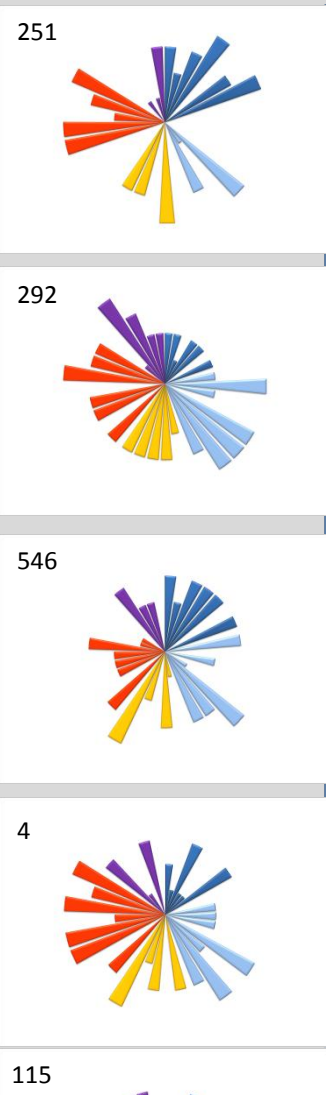
code of institution	Teaching & leaning								International Orientation		Regional engagement
	% graduation within time	Inclusion of work practice	% graduate employment	Organisation of programme (S)	Labour market orientation (S)	Inclusion of internships (S)	IT facilities (S)	Libraries (S)	International Orientation of programmes	% Outgoing students	Student internships in local enterprises
4	●	●	●	●	●	●	●	●	●	●	●
98	NA	●	NA	●	●	●	●	●	●	●	NA
115	●	●	NA	●	●	NA	NA	●	●	●	●
138	●	●	NA	●	●	●	●	●	●	●	NA
139	●	●	●	●	●	NA	NA	●	●	●	NA
144	●	●	●	●	●	●	●	●	●	●	●
204	●	●	●	●	●	●	●	●	●	●	NA
251	●	●	●	●	●	NA	NA	●	●	●	NA
267	NA	●	NA	●	●	●	●	●	●	●	NA
292	●	●	●	●	●	●	●	●	●	●	●
297	NA	●	NA	●	●	●	●	●	●	●	NA
302	NA	●	NA	●	●	●	●	●	●	●	●
546	●	●	●	●	●	NA	●	●	NA	●	●
613	NA	●	●	●	●	NA	NA	NA	●	●	NA





U-Multirank

Your personalised ranking



code of institution	Teaching & leaning								International Orientation		Regional engagement
	% graduation within time	Inclusion of work practice	% graduate employment	Organisation of programme (S)	Labour market orientation (S)	Inclusion of internships (S)	IT facilities (S)	Libraries (S)	International Orientation of programmes	% Outgoing students	Student internships in local enterprises
251	●	●	●	●	●	NA	NA	●	●	●	NA
292	●	●	●	●	●	●	●	●	●	●	●
546	●	●	●	●	●	NA	●	●	NA	●	●
4	●	●	●	●	●	●	●	●	●	●	●
115	●	●	NA	●	●	NA	NA	●	●	●	●
138	●	●	NA	●	●	●	●	●	●	●	NA
139	●	●	●	●	●	NA	NA	●	●	●	NA
144	●	●	●	●	●	●	●	●	●	●	●
204	●	●	●	●	●	●	●	●	●	●	NA
98	NA	●	NA	●	●	●	●	●	●	●	NA
267	NA	●	NA	●	●	●	●	●	●	●	NA
297	NA	●	NA	●	●	●	●	●	●	●	NA
302	NA	●	NA	●	●	●	●	●	●	●	●
613	NA	●	●	●	●	NA	NA	NA	●	●	NA






U-Multirank

Your personalised ranking

546




613



4



144



code of institution	Teaching & learning								International Orientation		Regional engagement
	% graduation within time	Inclusion of work practice	% graduate employment	Organisation of programme (S)	Labour market orientation (S)	Inclusion of internships (S)	IT facilities (S)	Libraries (S)	International Orientation of programmes	% Outgoing students	Student internships in local enterprises
546	●	●	●	●	●	NA	●	●	NA	●	●
613	NA	●	●	●	●	NA	NA	NA	●	●	NA
4	●	●	●	●	●	●	●	●	●	●	●
144	●	●	●	●	●	●	●	●	●	●	●
204	●	●	●	●	●	●	●	●	●	●	NA
251	●	●	●	●	●	NA	NA	●	●	●	NA
292	●	●	●	●	●	●	●	●	●	●	●
139	●	●	●	●	●	NA	NA	●	●	●	NA
115	●	●	NA	●	●	NA	NA	●	●	●	●
138	●	●	NA	●	●	●	●	●	●	●	NA
98	NA	●	NA	●	●	●	●	●	●	●	NA
267	NA	●	NA	●	●	●	●	●	●	●	NA
297	NA	●	NA	●	●	●	●	●	●	●	NA
302	NA	●	NA	●	●	●	●	●	●	●	●





Selection of matching institutions (1)

Teaching & learning

Subjects covered

- specialised*
- comprehensive/broad*

Degree level focus

- doctorate/master*
- bachelor*

Orientation of degrees

- general formative*
- professional*

% Expenditure on teaching

- major/substantial*
- some/none*

Student profile

Mature students

- major/substantial*
- some/none*

Part time students

- major/substantial*
- some/none*

Distance education

- major/substantial*
- some/none*

Total enrolment

- very large/ large*
- medium sized/ small*

Research involvement

Academic publications

- major/ substantial*
- some/ none*

Professional publications

- major/ substantial*
- some/ none*

Other research products

- major/ substantial*
- some/ none*

Doctorate production

- major/ substantial*
- some/ none*

% Expenditure on research

- major/ substantial*
- some/ none*

Knowledge transfer

Start-up firms

- major/ substantial*
- some/ none*

Patent applications

- major/ substantial*
- some/ none*

Cultural activities

- major/ substantial*
- some/ none*

Income knowledge transfer

- major/ substantial*
- some/ none*





Selection of matching institutions (2)

International orientation

Exchange stud; incoming

- major/substantial*
- some/none*

Exchange stud; sent out

- major/substantial*
- some/none*

Foreign degree seeking stud

- major/substantial*
- some/none*

Non-national academic staff

- major/ substantial*
- some/ none*

Income from internat sources

- major/ substantial*
- some/ none*

Regional engagement

Graduates in the region

- major/substantial*
- some/none*

New entrants from region

- major/substantial*
- some/none*

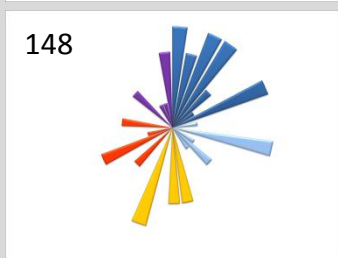



Income from regional sources

- major/substantial*
- some/none*



U-Multirank

Default electrical engineering ranking




code of institution	Teaching & Learning			Research			Knowledge transfer			international orientation			Regional engagement		
	student staff ratio	graduation rate	qualification of academic staff	research publication output	external research income	citation index	% income third party funding	CPD courses offered	startup firms	international academic staff	% international students	joint international publ.	graduates working in the region	student internships in local enterprise	regional co-publication
4	●	-	-	●	●	●	●	●	●	●	●	●	●	●	●
98	●	●	●	●	●	●	-	●	●	●	●	●	●	●	●
111	●	●	●	●	●	●	●	●	●	●	●	●	●	-	●
148	●	●	●	●	●	●	●	●	●	●	●	●	●	●	●
152	●	●	●	●	-	●	●	●	●	●	●	●	●	●	●
196	●	●	●	●	●	●	●	●	●	●	●	●	●	●	-
222	●	●	●	●	-	●	●	-	●	-	●	●	●	●	●
293	●	●	●	●	-	●	●	●	●	●	●	-	●	●	●





U-Multirank

Default electrical engineering ranking



code of institution	Teaching & Learning		Research				Knowledge transfer		international orientation			Regional engagement			
	student staff ratio	graduation rate	qualification of academic staff	research publication output	external research income	citation index	% income third party funding	CPD courses offered	startup firms	international academic staff	% international students	joint international publ.	graduates working in the region	student internships in local enterprise	regional co-publication
148	●	●	●	●	●	●	●	●	●	●	●	●	●	●	●
293	●	●	●	●	-	●	●	●	●	●	●	-	●	●	●
196	●	●	●	●	●	●	●	●	●	●	●	●	●	●	-
111	●	●	●	●	●	●	●	●	●	●	●	●	●	-	●
222	●	●	●	●	-	●	●	-	●	-	●	●	●	●	●
4	●	-	-	●	●	●	●	●	●	●	●	●	●	●	●
98	●	●	●	●	●	●	-	●	●	●	●	●	●	●	●
152	●	●	●	●	-	●	●	●	●	●	●	●	●	●	●






U-Multirank

Default electrical engineering ranking

4




152



196



98



111



code of institution	Teaching & Learning			Research			Knowledge transfer			international orientation			Regional engagement		
	student staff ratio	graduation rate	qualification of academic staff	research publication output	external research income	citation index	% income third party funding	CPD courses offered	startup firms	international academic staff	% international students	joint international publ.	graduates working in the region	student internships in local enterprise	regional co-publication
4	●	-	-	●	●	●	●	●	●	●	●	●	●	●	●
152	●	●	●	●	-	●	●	●	●	●	●	●	●	●	●
196	●	●	●	●	●	●	●	●	●	●	●	●	●	●	-
98	●	●	●	●	●	●	-	●	●	●	●	●	●	●	●
111	●	●	●	●	●	●	●	●	●	●	●	●	●	-	●
222	●	●	●	●	-	●	●	-	●	-	●	●	●	●	●
148	●	●	●	●	●	●	●	●	●	●	●	●	●	●	●
293	●	●	●	●	-	●	●	●	●	●	-	-	●	●	●

personalise





Personalise your ranking

Teaching & learning

- student staff ratio*
- graduation rate*
- investments in laboratories*
- qualification of academic staff*
- rel. graduate unemployment rate*
- interdisciplinarity of programs*
- inclusion of employability issues*
- inclusion of work experience in program*
- computer facilities: internet access*
- student gender balance*

Teaching & learning; *student satisfaction*

- overall judgement of program*
- evaluation of teaching*
- facilities (libraries)*
- facilities (IT)*
- organisation of program*
- research orientation of ed. program*
- inclusion of work experience*
- quality of courses*
- social climate*
- support by teachers*
- opportunities to stay abroad*

Research

- external research income*
- research publication output*
- doctorate productivity*
- field normalised citation rate*
- highly cited research publications*

Knowledge transfer

- ac. staff with non-HE experience*
- joint research contracts priv sector*
- university-industry joint publications*

International orientation

- incoming and outgoing exch students*
- international orientation of programs*
- international academic staff*
- international research grants*
- international joint research publ.*
- % international students*
- internat doctorate graduation rate*

Regional engagement

- graduates working in the region*
- degree theses with reg. enterprise*
- regional participation in continuing ed.*
- summer schools sec.ed.students*
- student internships in region*


Show
personalised
table




U-Multirank

Your personalised ranking


4



22



24



63



144





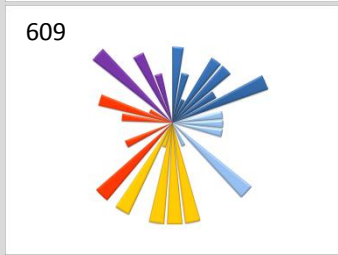

	Teaching & Learning					Knowledge transfer	Research
code of institution	% graduating within time	Student-staff ratio	Student satisfaction: Overall assessment	Student satisfaction: Quality of courses	Student satisfaction: Reserach orientation	Professors with work experience outside HE	Doctorate productivity (per fte acad. Staff)
4	●	●	●	●	●	●	●
22	●	●	●	●	●	●	●
24	●	●	●	●	●	●	●
63	●	●	●	●	●	●	●
144	●	●	●	●	●	●	●
152	●	●	●	●	●	●	●
176	●	●	●	●	●	●	●
185	NA	●	●	●	●	●	●
225	NA	●	●	●	●	●	●
251	●	●	●	●	●	●	●
300	●	●	●	●	●	●	●
309	●	●	●	●	●	●	●
504	NA	●	●	●	●	●	●
609	●	●	●	●	●	●	●



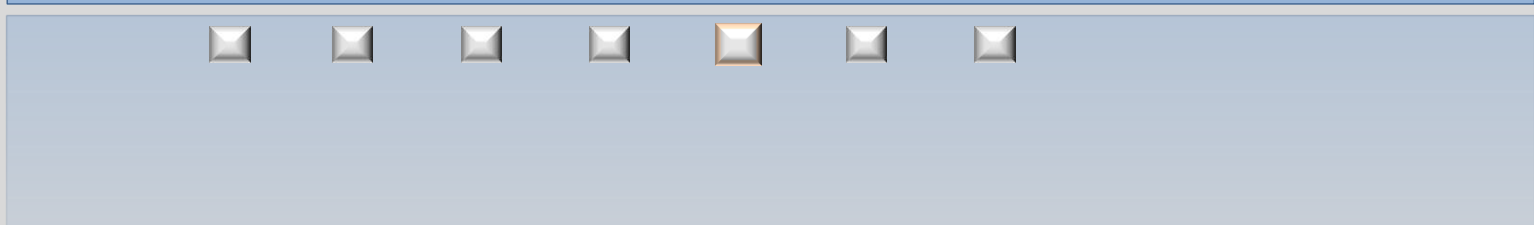


U-Multirank

Your personalised ranking



code of institution	Teaching & Learning					Knowledge transfer	Research
	% graduating within time	Student-staff ratio	Student satisfaction: Overall assessment	Student satisfaction: Quality of courses	Student satisfaction: Reserach orientation	Professors with work experience outside HE	Doctorate productivity (per fte acad. Staff)
24	●	●	●	●	●	●	●
609	●	●	●	●	●	●	●
4	●	●	●	●	●	●	●
22	●	●	●	●	●	●	●
63	●	●	●	●	●	●	●
144	●	●	●	●	●	●	●
152	●	●	●	●	●	●	●
251	●	●	●	●	●	●	●
176	●	●	●	●	●	●	●
300	●	●	●	●	●	●	●
309	●	●	●	●	●	●	●
185	NA	●	●	●	●	●	●
225	NA	●	●	●	●	●	●
504	NA	●	●	●	●	●	●







U-Multirank

Your personalised ranking


22



24



144



152



code of institution	Teaching & Learning					Knowledge transfer	Research
	% graduating within time	Student-staff ratio	Student satisfaction: Overall assessment	Student satisfaction: Quality of courses	Student satisfaction: Research orientation	Professors with work experience outside HE	Doctorate productivity (per fte acad. Staff)
24	●	●	●	●	●	●	●
22	●	●	●	●	●	●	●
144	●	●	●	●	●	●	●
152	●	●	●	●	●	●	●
251	●	●	●	●	●	●	●
176	●	●	●	●	●	●	●
225	NA	●	●	●	●	●	●
504	NA	●	●	●	●	●	●
4	●	●	●	●	●	●	●
63	●	●	●	●	●	●	●
300	●	●	●	●	●	●	●
609	●	●	●	●	●	●	●
309	●	●	●	●	●	●	●
185	NA	●	●	●	●	●	●

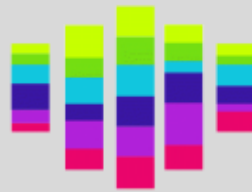




Where can we find this tool on the web.eu

- Demonstration version
- Prototype webversion to be developed during the next project phase
- Participating institutions will get additional information after the Summer

Thank you for your attention



U-Multirank

U-Multirank

www.u-multirank.eu